

CREDIT OPINION

19 February 2020

Update

✓ Rate this Research

Contacts

Akin Majekodunmi, +44.20.7772.8614
 CFA
 VP-Sr Credit Officer
 akin.majekodunmi@moodys.com

Katarzyna Szymanska +44.20.7772.1047
 Associate Analyst
 katarzyna.szymanska@moodys.com

Constantinos Kypreos +357.2569.3009
 Senior Vice President
 constantinos.kypreos@moodys.com

Carola Schuler +49.69.70730.766
 MD-Banking
 carola.schuler@moodys.com

Letshego Holdings Limited

Update to credit analysis

Summary

We assign a Ba2 Corporate Family Rating (CFR) and Ba3/Not Prime issuer ratings to [Letshego Holdings Limited](#) (Letshego). The outlook on Letshego is stable.

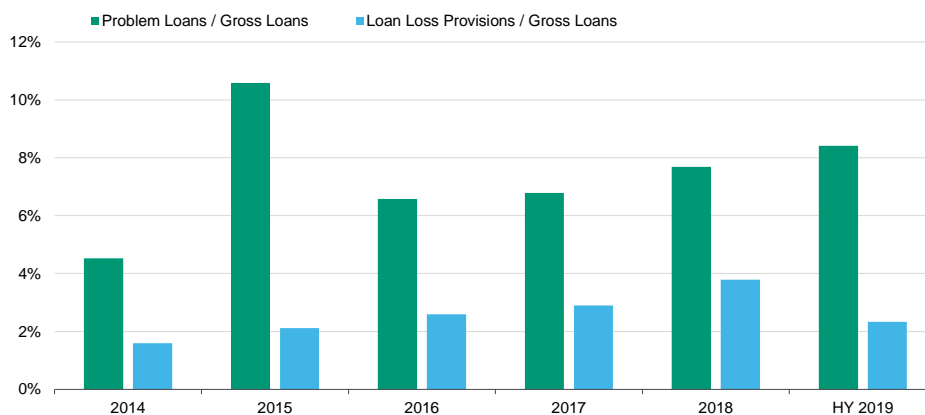
The Ba2 CFR captures the company's solid capitalisation and profitability, supported by its niche, low-cost, franchise. They also capture Letshego's growing diversification across regional countries, which makes the company more resilient to an adverse change in any of its operating markets. These strengths are balanced against Letshego's (1) narrow, albeit gradually diversifying, business model with a high reliance on payroll deductions for loan repayment collections, (2) high exposure to foreign exchange risk, (3) elevated asset quality risks (see Exhibit 1), and (4) dependence on market-sensitive wholesale funding; although actions are being taken to address this weakness.

No external support has been considered in Letshego's ratings given its 1) limited importance to [Botswana's \(A2, Stable\)](#) payment system and (2) its immaterial holdings of customer deposits.

Letshego's Ba3 issuer ratings are positioned one notch below its Ba2 CFR given the structural subordination of unsecured obligations under Moody's Loss Given Default (LGD) model for speculative grade companies.

Exhibit 1

Letshego's asset risk remains elevated



Source: Moody's Investors Service

Credit strengths

- » Letshego is gradually diversifying its business across products and countries
- » Solid capitalisation buffers and profitability; supported by high margins

Credit challenges

- » The credit profile of Letshego is sensitive to changes in regulatory and legal frameworks
- » Capital is sensitive to Letshego's large foreign currency exposures
- » Asset quality risks will remain elevated
- » High reliance on wholesale market funding and weak liquidity metrics

Rating outlook

Letshego carries a stable outlook. The stable outlook reflects our expectation that the company's financial fundamentals will remain robust over the next 12 to 18 months, despite elevated credit risks from its regional expansion.

Factors that could lead to an upgrade

- » An upgrade of the company's ratings would depend on Letshego successfully developing broader African financial services operations, while maintaining strong profitability and capitalisation, and strengthening its liquidity profile.
- » Letshego's issuer ratings could be upgraded due to a positive change to its debt capital structure that would increase the recovery rate for senior unsecured debt classes.

Factors that could lead to a downgrade

- » Negative rating pressure could be exerted on Letshego's rating if regional authorities in the company's main operating markets change the terms of, or impose restrictions on, the deduction (at source) of loan repayments from the wages of public-sector employees, leading to a sharp rise in bad debts and impairment costs. In addition, negative pressure could be exerted on the rating if (1) Letshego's expansion in other sub-Saharan markets, client segments and products, results in a material weakening of asset quality and profitability metrics; or (2) Letshego's capitalisation metrics were to materially weaken.
- » Letshego's issuer ratings could be downgraded due to adverse changes to its debt capital structure that would lower the recovery rate for senior unsecured debt classes.

Key indicators

Exhibit 2

Letshego Holdings Limited (Consolidated Financials) [1]

	06-19 ²	12-18 ²	12-17 ²	12-16 ²	12-15 ²	CAGR/Avg. ³
Net Income / Average Managed Assets (%)	6.9	5.2	7.9	8.0	11.1	7.8 ⁴
Tangible Common Equity (Finance) / Tangible Managed Assets (%)	37.7	34.2	42.8	45.3	52.0	42.4 ⁴
Problem Loans / Gross Loans (Finance) (%)	8.4	7.7	6.8	6.6	10.6	8.0 ⁴
Net Charge-offs / Average Gross Loans and Leases (%)	0.8	1.7	1.8	2.4	0.2	1.4 ⁴
Debt Maturities Coverage (%)	--	68.6	25.4	42.6	28.8	41.3 ⁴
Secured Debt / Gross Tangible Assets (%)	0.7	21.5	23.8	23.2	18.6	17.5 ⁴

[1]All figures and ratios are adjusted using Moody's standard adjustments. [2]IFRS [3]May include rounding differences due to scale of reported amounts. [4]Simple average of periods presented for the latest accounting regime.

Source: Moody's Investors Service; Company Filings

This publication does not announce a credit rating action. For any credit ratings referenced in this publication, please see the ratings tab on the issuer/entity page on www.moody's.com for the most updated credit rating action information and rating history.

Profile

Letshego was incorporated in 1998 and is headquartered in Gaborone. It has been publicly listed on the Botswana Stock Exchange (BSE) since 2002 and is one of Botswana's largest indigenous BSE-listed companies. Letshego has an agenda focused on inclusive finance, that is aligned with government initiatives. Through an 11-country presence across Southern, East and West Africa, the Group's inclusive finance agenda is focused on anticipating and solving the needs of financially under-served customers. Letshego serves a variety of financial needs of three key customer segments: Micro and Small Entrepreneurs (MSEs), public and private sector low and middle income earners and individuals in the informal market.

Detailed credit considerations

Letshego is gradually diversifying its (narrow) business model across products and countries

Letshego has a niche franchise specialising in unsecured loans to government and quasi-government employees under the payroll deduction model (around 87% of total loans). Under this model, loan repayments are taken directly from the employer prior to the distribution of monthly salaries. Letshego's business model benefits from a quick and efficient loan-approval and disbursement process and has historically led to fairly low credit costs and strong profitability.

However, as mentioned above, its concentration to payroll deduction products exposes the company to adverse developments in the regulatory and legal framework that may either (1) hamper the payroll deduction process (although not our base case scenario) and/or (2) impose or lower caps on the effective interest rate the company can charge on loans.

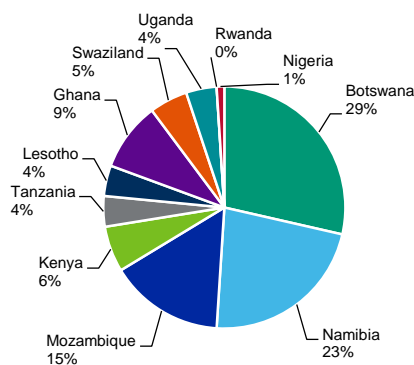
To counter these risks, Letshego has been increasing its geographical diversification and has a strategy to diversify its business model by becoming a pan-African financial services company. As part of this strategy it has completed various acquisitions across Africa (total assets increased by 6% in HY 2019 and 19% during 2018), acquired banking and deposit taking licenses in several territories including Ghana, Mozambique, Rwanda, Tanzania, Nigeria, and Namibia, and aims to convert its loan-only clients into transactional clients. However, the company has experienced high rotation among top management positions over the last 12-18 months which may slow down the implementation of its strategy.

Currently, the company has operations in eleven sub-Saharan African countries (Exhibit 3), with a strong niche franchise within Botswana, Namibia and Mozambique (where, as of June 2019, it offered payroll loans to around 20%, 47% and 23% of all government employees, respectively). Letshego also has a strong presence in Ghana, but outside of these key markets exhibits a lower franchise sustainability given its weaker brand name and lower market penetration.

Exhibit 3

Letshego's loan book is becoming increasingly diversified across countries

Loan book geographical breakdown (June 2019)



Source: Company reports

Letshego's expansion will gradually reduce its overall dependence on payroll lending by broadening customer segments and products; at the same time supporting its deposit mobilisation capabilities. However, going forward, the company will need to manage potentially elevated credit losses from (1) riskier non-payroll related loans (micro finance loans, micro and small enterprise business

loans, and low-income housing loans), albeit compensated by higher margins; (2) higher sub-Saharan Africa country risks; and (3) its relative inexperience in these newer markets and product offerings.

Asset quality risks will likely remain elevated

We assign a weighted average Asset Risk score of B1 to Letshego, one notch below its initial score. Letshego's business model has historically led to fairly low credit costs, reduced collection costs and robust collection statistics. Over the first half of 2019, on account of improved recoveries, there was a marked reduction in provisioning cost across businesses and jurisdictions; Letshego's overall credit costs (provisions % gross loans) reduced to 2.3%, as at June 2019, from 3.8% as of December-end 2018. However, with Letshego gradually diversifying into riskier non-payroll loans, non-performing loans (NPLs) will likely increase, although this is countered by the diversification benefits obtained. In addition, the challenging operating environment in many countries where Letshego operates implies further pressure on NPLs and provisioning needs. Letshego's NPL ratio was 8.4%, as at June 2019, up from 7.7% in December 2018. However, though falling, Letshego's problem loans coverage (loan loss reserves to NPLs) remains robust at 109%, down from 115% in December 2018. Additionally, Letshego has comprehensive credit insurance cover in markets like Namibia and Mozambique that increases the post-default recovery.

Going forward, we expect elevated asset risks to be moderated by improvements to Letshego's risk management processes and procedures. Letshego is making ongoing investments to improve automation in credit risk management.

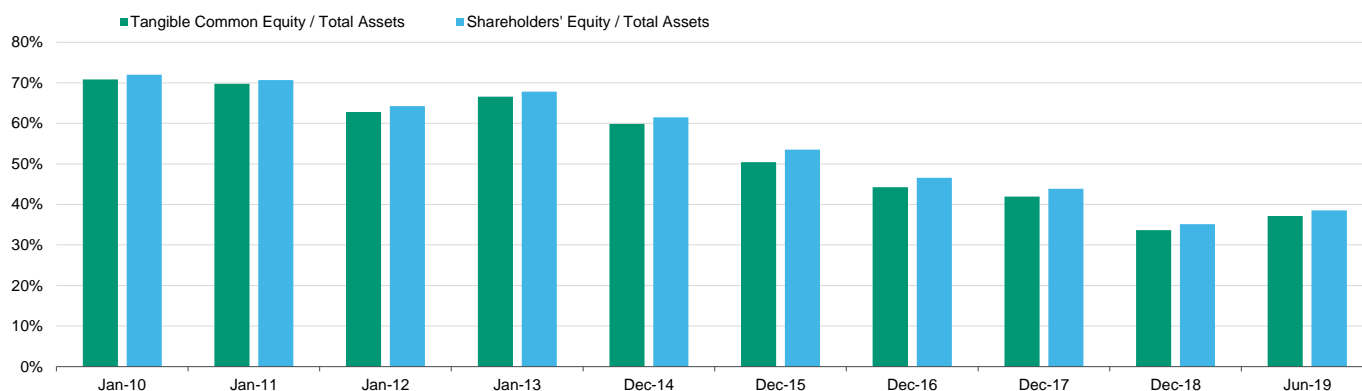
Solid capitalisation buffers, although high foreign exchange exposure poses risks

We assign a Capital Adequacy and Leverage score of A1 to Letshego, two notches below its initial score. While we currently anticipate capital levels to drop going forward, Letshego's capitalisation level is expected to continue to underpin the current ratings. The company is currently well capitalised, with shareholders' equity-to-total assets ratio of 38.5%, as at June 2019 (Exhibit 4), which provides a solid buffer against any adverse changes to both the competitive environment and to its current business model.

To maximise shareholder returns, Letshego plans to increase leverage by acquiring more debt and/or reducing equity levels through share buybacks, hence our negative adjustment to Letshego's Capital Adequacy and Leverage score. Letshego's long-term target equity-to-total assets ratio is 35%, which still represents a robust level of capitalisation.

Exhibit 4

Letshego's capital metrics remain high, although they are on a downward trend



Source: Moody's Financial Metrics, Company's Financial Statements

Letshego's substantial currency risk exposure resulting from its regional operations (72% of loans are denominated in foreign/non-pula currencies) poses a downside risk to its capital levels. An appreciation in the Botswana pula would result in a decrease of its net foreign-currency assets, leading to negative implications for tangible common equity. Letshego is taking steps to reduce its net foreign-currency position, although we expect the progress to be slow. Letshego also has a moderate exposure to interest-rate risk because a portion of its funding is floating rate, while all loans are fixed rate, although large margins allow some room for interest-rate fluctuation.

Strong profitability supported by high margins

We assign a Profitability score of A1 to Letshego, in line with its initial score. We expect that profitability will remain sound despite declining loan yields. Loan yields have fallen on account of lower interest rates and increasing competition. While the company's diversification strategy will put some short-term pressure on profitability (through bank licensing costs and investments in fintech/information technology), this will be countered by an increased focus on other higher-yielding unsecured lending products and gradually realising diversification benefits that will make profitability more resilient to a downturn in any of its markets.

The pre-provision income-to-average assets ratio remains relatively stable at 13.8% for HY 2019 (FY2018: 14.4%), and the net income-to-average assets ratio remains robust at 6.9% (FY2018: 5.2%). Additionally, the reported cost-to-income ratio remains strong by global standards at 41% in HY 2019, supported by Letshego's low-cost business model (the company minimises the use of inefficient branches/bricks and mortar in its operations). However, the ratio is marginally above the company's internal target of 40%, having deteriorated from around 30% since FY2015 following (1) acquisitions in Nigeria and Tanzania and (2) the company's ongoing investment spending in people and systems (operating expenses increased around 8% year on year, driven by increased staff, consultancy, licensing, information technology and travel costs).

It is important to note, as part of its long-term strategy, Letshego plans to derive transactional based income through customer deposit accounts, which has the potential to diversify income sources and support its profitability over time.

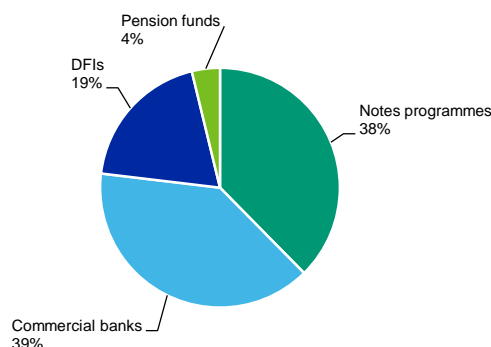
Reliance on wholesale market funding and weak liquidity metrics

We assign a weighted average Cash Flow and Liquidity score of Ba1 to Letshego, in line with its initial score. While we acknowledge that a significant source of funding is in the form of equity (which is permanent and of indefinite maturity), Letshego's remaining funding is primarily wholesale, which is inherently confidence-sensitive and vulnerable to disruption.

As of June 2019, bond funding accounted for 38% of total borrowings, commercial bank funding for 39%, Development Finance Institution (DFI) funding for 19% and commercial paper/pensions funds for 4% (Exhibit 5). Letshego's liquidity metrics also remain low with its Debt maturities coverage ratio of around 48%, as of December 2018 (the above ratio is calculated as the level of cash and committed, unsecured bank lines available as a percentage of debt maturing within the next 12 months). We expect Letshego's debt maturities coverage ratio to remain modest for the foreseeable future as it increases leverage as part of its long-term strategy, discussed above.

Exhibit 5

Letshego remains wholesale funded, although increasingly more diversified Breakdown of total borrowings (June 2019)



Source: Letshego

That said, over the past three years Letshego has diversified its funding structure, and improved its liquidity and asset and liability maturity profile. The group has issued medium term note (MTN) programme of BWP1.8 billion which is partly listed on Johannesburg Stock Exchange, Botswana Stock Exchange and Ghana Stock Exchange. The company plans to reduce borrowing from commercial banks and increase funding via debt capital markets, development finance institutions and customer deposits.

Operating environment

We assign a Ba3 score to Letshego's operating environment, based wholly on its industry risk score. The macro level indicator does not have any weight in the scorecard since this score is higher than the industry risk score.

As a result of its operating environment score, Letshego's financial profile score has been adjusted down to Ba2 from Baa3.

Macro level indicator

Letshego is domiciled in Botswana, and a significant proportion of its revenue is generated there. The A3 Macro-Level Indicator score for Botswana reflects the country's 'Moderate-' economic strength, 'High' institutional strength and 'Low' susceptibility to event risk.

Industry risk

We assign a Ba industry risk score to Letshego. Barriers to entry in Africa's consumer lending business are moderately high as regulatory requirements and investments in loan underwriting and monitoring infrastructure form a barrier to entry for potential new competitors.

However, Letshego's business model may be negatively impacted by adverse developments in the regulatory and legal frameworks of countries in which it operates. As a result, the industry risk score also captures this regulatory/legal risk.

Lastly, our assessment of Letshego's industry risk also reflects the vanilla nature of its loan products, predominantly payroll loans, which carry a low risk of obsolescence.

Environmental, social and governance considerations

Letshego's exposure to environmental risks is low, consistent with our general assessment for finance companies. See our [Environmental risk heatmap](#) for further information.

Overall, we consider finance companies to face moderate social risks. The most relevant social risks for lenders arise from the way the interact with their customers. These risks include elevated scrutiny surrounding marketing and collections practices, product labeling and disclosure, and the handling of customer data. Social risks are particularly high in the area of data security and customer privacy. Fines and reputational damage due to product mis-selling or other types of misconduct is a further social risk. See our [Social risks heatmap](#) for further information.

Governance is highly relevant for Letshego, as it is to all financial institutions. Corporate governance weaknesses can lead to a deterioration in credit quality, while governance strengths can benefit a company's credit profile. Governance risks are largely internal rather than externally driven. Letshego's has experienced a lot of rotation among senior management positions in the last 12-18 months, hampering execution of its strategy, impeding continuity and raising potential governance related concerns. As such, governance remains a key credit consideration and requires ongoing monitoring.

Support and Structural Considerations

Letshego's Ba3 issuer ratings are one notch lower than its Ba2 CFR due to the structural subordination of unsecured obligations under our LGD model.

Methodology and scorecard

The principal methodology used in this rating is [Finance Companies](#), published in November 2019.

About Moody's scorecard

Our scorecard is designed to capture, express and explain in summary form our Rating Committee's judgment. When read in conjunction with our research, a fulsome presentation of our judgment is expressed. As a result, the output of our scorecard may materially differ from that suggested by raw data alone (though it has been calibrated to avoid the frequent need for strong divergence). The scorecard output and the individual scores are discussed in rating committees and may be adjusted up or down to reflect conditions specific to each rated entity.

Rating methodology and scorecard factors

Exhibit 6

Letshego Holdings Limited								
Financial Profile		Factor Weights	Historic Ratio	Initial Score	Assigned Score	Key driver #1	Key driver #2	
Profitability								
Net Income / Average Managed Assets (%)		10%	5.19%	A1	A1	Earnings volatility		
Capital Adequacy and Leverage								
Tangible Common Equity / Tangible Managed Assets (%)		25%	37.68%	Aa2	A1	Expected trend	Other adjustments	
Asset Quality								
Problem Loans / Gross Loans (%)		10%	7.69%	Caa1	Caa1	Rapid growth		
Net Charge-Offs / Average Gross Loans (%)		10%	1.96%	Baa1	Baa3	Expected trend		
Weighted Average Asset Risk Score				Ba3	B1			
Cash Flow and Liquidity								
Debt Maturities Coverage (%)		10%	68.58%	Ba3	B3	Expected trend		
FFO / Total Debt (%)		15%	18.16%	Ba1	Ba1			
Secured Debt / Gross Tangible Assets (%)		20%	21.46%	Baa2	Baa2			
Weighted Average Cash Flow and Liquidity Score				Ba1	Ba1			
Financial Profile Score		40%		Baa2	Baa3			
Operating Environment								
Home Country		Factor Weights	Sub-factor Score	Score				
Macro Level Indicator		0%		A3				
Economic Strength		25%	ba2					
Institutions and Governance Strength		50%	a3					
Susceptibility to Event Risk		25%	a					
Industry Risk		100%		Ba				
Home Country Operating Environment Score				Ba2				
Operating Environment Score		60%		Score		Comment		
				Ba3				
ADJUSTED FINANCIAL PROFILE								
Adjusted Financial Profile Score				Score				
				Ba2				
Financial Profile Weight		40%						
Operating Environment Weight		60%						
Business Profile and Financial Policy								
					Adjustment	Comment		
Business Diversification, Concentration and Franchise Positioning					0			
Opacity and Complexity					0			
Corporate Behavior / Risk Management					0			
Liquidity Management					0			
Total Business Profile and Financial Policy					Ba2			
Adjustments								
Sovereign or parent constraint					A2		Comment	
Standalone Assessment Scorecard-indicated Range					ba1 - ba3			
Assigned Standalone Assessment					ba2			

[1] Note: Scorecard extracts figures from annual and latest publicly available semi-annual financial statements.

Source: Moody's Investors Service

Ratings

Exhibit 7

<u>Category</u>	<u>Moody's Rating</u>
LETSHEGO HOLDINGS LIMITED	
Outlook	Stable
Corporate Family Rating	Ba2
Issuer Rating	Ba3
ST Issuer Rating	NP

Source: Moody's Investors Service

© 2020 Moody's Corporation, Moody's Investors Service, Inc., Moody's Analytics, Inc. and/or their licensors and affiliates (collectively, "MOODY'S"). All rights reserved.

CREDIT RATINGS ISSUED BY MOODY'S INVESTORS SERVICE, INC. AND/OR ITS CREDIT RATINGS AFFILIATES ARE MOODY'S CURRENT OPINIONS OF THE RELATIVE FUTURE CREDIT RISK OF ENTITIES, CREDIT COMMITMENTS, OR DEBT OR DEBT-LIKE SECURITIES, AND MATERIALS, PRODUCTS, SERVICES AND INFORMATION PUBLISHED BY MOODY'S (COLLECTIVELY, "PUBLICATIONS") MAY INCLUDE SUCH CURRENT OPINIONS. MOODY'S INVESTORS SERVICE DEFINES CREDIT RISK AS THE RISK THAT AN ENTITY MAY NOT MEET ITS CONTRACTUAL FINANCIAL OBLIGATIONS AS THEY COME DUE AND ANY ESTIMATED FINANCIAL LOSS IN THE EVENT OF DEFAULT OR IMPAIRMENT. SEE MOODY'S RATING SYMBOLS AND DEFINITIONS PUBLICATION FOR INFORMATION ON THE TYPES OF CONTRACTUAL FINANCIAL OBLIGATIONS ADDRESSED BY MOODY'S INVESTORS SERVICE CREDIT RATINGS. CREDIT RATINGS DO NOT ADDRESS ANY OTHER RISK, INCLUDING BUT NOT LIMITED TO: LIQUIDITY RISK, MARKET VALUE RISK, OR PRICE VOLATILITY. CREDIT RATINGS, NON-CREDIT ASSESSMENTS ("ASSESSMENTS"), AND OTHER OPINIONS INCLUDED IN MOODY'S PUBLICATIONS ARE NOT STATEMENTS OF CURRENT OR HISTORICAL FACT. MOODY'S PUBLICATIONS MAY ALSO INCLUDE QUANTITATIVE MODEL-BASED ESTIMATES OF CREDIT RISK AND RELATED OPINIONS OR COMMENTARY PUBLISHED BY MOODY'S ANALYTICS, INC. AND/OR ITS AFFILIATES. MOODY'S CREDIT RATINGS, ASSESSMENTS, OTHER OPINIONS AND PUBLICATIONS DO NOT CONSTITUTE OR PROVIDE INVESTMENT OR FINANCIAL ADVICE, AND MOODY'S CREDIT RATINGS, ASSESSMENTS, OTHER OPINIONS AND PUBLICATIONS ARE NOT AND DO NOT PROVIDE RECOMMENDATIONS TO PURCHASE, SELL, OR HOLD PARTICULAR SECURITIES. MOODY'S CREDIT RATINGS, ASSESSMENTS, OTHER OPINIONS AND PUBLICATIONS DO NOT COMMENT ON THE SUITABILITY OF AN INVESTMENT FOR ANY PARTICULAR INVESTOR. MOODY'S ISSUES ITS CREDIT RATINGS, ASSESSMENTS AND OTHER OPINIONS AND PUBLISHES ITS PUBLICATIONS WITH THE EXPECTATION AND UNDERSTANDING THAT EACH INVESTOR WILL, WITH DUE CARE, MAKE ITS OWN STUDY AND EVALUATION OF EACH SECURITY THAT IS UNDER CONSIDERATION FOR PURCHASE, HOLDING, OR SALE.

MOODY'S CREDIT RATINGS, ASSESSMENTS, OTHER OPINIONS, AND PUBLICATIONS ARE NOT INTENDED FOR USE BY RETAIL INVESTORS AND IT WOULD BE RECKLESS AND INAPPROPRIATE FOR RETAIL INVESTORS TO USE MOODY'S CREDIT RATINGS, ASSESSMENTS, OTHER OPINIONS OR PUBLICATIONS WHEN MAKING AN INVESTMENT DECISION. IF IN DOUBT YOU SHOULD CONTACT YOUR FINANCIAL OR OTHER PROFESSIONAL ADVISER. ALL INFORMATION CONTAINED HEREIN IS PROTECTED BY LAW, INCLUDING BUT NOT LIMITED TO, COPYRIGHT LAW, AND NONE OF SUCH INFORMATION MAY BE COPIED OR OTHERWISE REPRODUCED, REPACKAGED, FURTHER TRANSMITTED, TRANSFERRED, DISSEMINATED, REDISTRIBUTED OR RESOLD, OR STORED FOR SUBSEQUENT USE FOR ANY SUCH PURPOSE, IN WHOLE OR IN PART, IN ANY FORM OR MANNER OR BY ANY MEANS WHATSOEVER, BY ANY PERSON WITHOUT MOODY'S PRIOR WRITTEN CONSENT.

MOODY'S CREDIT RATINGS, ASSESSMENTS, OTHER OPINIONS AND PUBLICATIONS ARE NOT INTENDED FOR USE BY ANY PERSON AS A BENCHMARK AS THAT TERM IS DEFINED FOR REGULATORY PURPOSES AND MUST NOT BE USED IN ANY WAY THAT COULD RESULT IN THEM BEING CONSIDERED A BENCHMARK.

All information contained herein is obtained by MOODY'S from sources believed by it to be accurate and reliable. Because of the possibility of human or mechanical error as well as other factors, however, all information contained herein is provided "AS IS" without warranty of any kind. MOODY'S adopts all necessary measures so that the information it uses in assigning a credit rating is of sufficient quality and from sources MOODY'S considers to be reliable including, when appropriate, independent third-party sources. However, MOODY'S is not an auditor and cannot in every instance independently verify or validate information received in the rating process or in preparing its Publications.

To the extent permitted by law, MOODY'S and its directors, officers, employees, agents, representatives, licensors and suppliers disclaim liability to any person or entity for any indirect, special, consequential, or incidental losses or damages whatsoever arising from or in connection with the information contained herein or the use of or inability to use any such information, even if MOODY'S or any of its directors, officers, employees, agents, representatives, licensors or suppliers is advised in advance of the possibility of such losses or damages, including but not limited to: (a) any loss of present or prospective profits or (b) any loss or damage arising where the relevant financial instrument is not the subject of a particular credit rating assigned by MOODY'S.

To the extent permitted by law, MOODY'S and its directors, officers, employees, agents, representatives, licensors and suppliers disclaim liability for any direct or compensatory losses or damages caused to any person or entity, including but not limited to by any negligence (but excluding fraud, willful misconduct or any other type of liability that, for the avoidance of doubt, by law cannot be excluded) on the part of, or any contingency within or beyond the control of, MOODY'S or any of its directors, officers, employees, agents, representatives, licensors or suppliers, arising from or in connection with the information contained herein or the use of or inability to use any such information.

NO WARRANTY, EXPRESS OR IMPLIED, AS TO THE ACCURACY, TIMELINESS, COMPLETENESS, MERCHANTABILITY OR FITNESS FOR ANY PARTICULAR PURPOSE OF ANY CREDIT RATING, ASSESSMENT, OTHER OPINION OR INFORMATION IS GIVEN OR MADE BY MOODY'S IN ANY FORM OR MANNER WHATSOEVER.

Moody's Investors Service, Inc., a wholly-owned credit rating agency subsidiary of Moody's Corporation ("MCO"), hereby discloses that most issuers of debt securities (including corporate and municipal bonds, debentures, notes and commercial paper) and preferred stock rated by Moody's Investors Service, Inc. have, prior to assignment of any credit rating, agreed to pay to Moody's Investors Service, Inc. for credit ratings opinions and services rendered by it fees ranging from \$1,000 to approximately \$2,700,000. MCO and Moody's investors Service also maintain policies and procedures to address the independence of Moody's Investors Service credit ratings and credit rating processes. Information regarding certain affiliations that may exist between directors of MCO and rated entities, and between entities who hold credit ratings from Moody's Investors Service and have also publicly reported to the SEC an ownership interest in MCO of more than 5%, is posted annually at www.moody.com under the heading "Investor Relations — Corporate Governance — Director and Shareholder Affiliation Policy."

Additional terms for Australia only: Any publication into Australia of this document is pursuant to the Australian Financial Services License of MOODY'S affiliate, Moody's Investors Service Pty Limited ABN 61 003 399 657AFSL 336969 and/or Moody's Analytics Australia Pty Ltd ABN 94 105 136 972 AFSL 383569 (as applicable). This document is intended to be provided only to "wholesale clients" within the meaning of section 761G of the Corporations Act 2001. By continuing to access this document from within Australia, you represent to MOODY'S that you are, or are accessing the document as a representative of, a "wholesale client" and that neither you nor the entity you represent will directly or indirectly disseminate this document or its contents to "retail clients" within the meaning of section 761G of the Corporations Act 2001. MOODY'S credit rating is an opinion as to the creditworthiness of a debt obligation of the issuer, not on the equity securities of the issuer or any form of security that is available to retail investors.

Additional terms for Japan only: Moody's Japan K.K. ("MJKK") is a wholly-owned credit rating agency subsidiary of Moody's Group Japan G.K., which is wholly-owned by Moody's Overseas Holdings Inc., a wholly-owned subsidiary of MCO. Moody's SF Japan K.K. ("MSFJ") is a wholly-owned credit rating agency subsidiary of MJKK. MSFJ is not a Nationally Recognized Statistical Rating Organization ("NRSRO"). Therefore, credit ratings assigned by MSFJ are Non-NRSRO Credit Ratings. Non-NRSRO Credit Ratings are assigned by an entity that is not a NRSRO and, consequently, the rated obligation will not qualify for certain types of treatment under U.S. laws. MJKK and MSFJ are credit rating agencies registered with the Japan Financial Services Agency and their registration numbers are FSA Commissioner (Ratings) No. 2 and 3 respectively.

MJKK or MSFJ (as applicable) hereby disclose that most issuers of debt securities (including corporate and municipal bonds, debentures, notes and commercial paper) and preferred stock rated by MJKK or MSFJ (as applicable) have, prior to assignment of any credit rating, agreed to pay to MJKK or MSFJ (as applicable) for credit ratings opinions and services rendered by it fees ranging from JPY125,000 to approximately JPY250,000,000.

MJKK and MSFJ also maintain policies and procedures to address Japanese regulatory requirements.